

Comparing Prices and Finding the Best Buy

Objectives

In this lesson you will:

- ✓ find the cost of buying goods in quantity
- ✓ compare costs for different size containers of the same item



Comparative Shopping

Comparing prices is one way to use your money wisely. You have probably already noticed that prices for the exact same items can vary widely from store to store. Whenever you are purchasing something—especially an expensive item—it is to your benefit to carefully check the price of that item at more than one store to find the lowest price.

Buying in Quantity

Sometimes a store has two prices for the same item. One price is for buying a single item, while the other price is for buying more than one of that item. For example, soup may cost \$1.49 for a single can or \$2.28 for two cans. In this case, if you buy two cans, you will pay less per can. Sometimes buying in quantity saves money.

Example 1

Tic tacs® are 3 for \$1.29. If you buy 3 *tic tacs*®, how much will you pay per box?

Solution

Divide the price by the number of items.

$$\$1.29 / 3 = \$0.43$$

You will pay \$0.43 per box of *tic tacs*®.



Find the cost per item (or pound). Round to the nearest cent.

1. 4 cans of corn for \$2.28
2. 3 packages of sliced salami for \$4.77
3. 8 ears of corn for \$1.76
4. 3 lemons for \$1.65
5. 4 pounds of onions for \$2.80
6. 6 bags of Doritos® for \$13.50

Example 2

Tic tacs® are \$0.59 a box, or on special for 3 for \$1.29. If you buy 3 boxes of *tic tacs*®, how much will you save per box?

Solution


Divide the special price by the number of items.

$$\$1.29 \div 3 = \$0.43$$

Subtract the special price from the price for one box.

$$\begin{array}{r} \$0.59 \\ - 0.43 \\ \hline \$0.16 \end{array}$$

You will save \$0.16 per box of *tic tacs*®.



Find the amount saved per item (or pound). Round to the nearest cent.

7. 1 bottle of Malox® for \$4.98 or 2 bottles for \$8.59

8. 1 tin of sardines for \$0.99 or 5 tins for \$3.45

9. 1 donut for \$0.49 or 12 for \$3.60

10. 1 box of crackers for \$2.89 or 2 boxes for \$4.98

11. 1 pound of hamburger for \$3.29 or 5 pounds for \$13.95

12. 1 bag of chips for \$1.09 or 3 bags for \$2.64



Practice Problems: Group I

Directions: Use a piece of scrap paper or any space available on these pages to work out the answers to these questions. Better yet, see if you can do them in your head – good practice for shopping.

A. Find the cost per item/pound. Round to the nearest cent.

Answer

1. 6 cans of pineapple juice for \$4.50

2. 3 boxes of cookies for \$6.87

3. 5 lbs. of onions for \$1.95

4. 2 packages of paper towels for \$4.98

5. 5 boxes of Hamburger Helper® for \$8.40

-
- B.** Find the amount saved per item/pound. Round to the nearest cent. **Answer**
1. 1 box of facial tissue for \$1.79 or 3 boxes for \$2.91 _____
 2. 1 jar of olives for \$1.69 or 2 jars for \$2.48 _____
 3. 1 can of creamed corn for \$0.89 or 5 cans for \$3.50 _____
 4. 1 dozen eggs for \$1.29 or 2 dozen for \$1.98 _____
 5. 1 package of cheese for \$2.55 or 3 packages for \$5.79 _____

Comparing Different Size Containers

Many times items are packaged in different size containers. Sometimes shoppers save money by selecting a larger container of the same item. For example, a gallon of milk often costs less by amount than a quart of milk. To find out which size container is the best buy, you will need to know the **unit price** of the contents.

Example 3

Mr. Allen wants to buy a can of peaches. Can A contains 12 ounces and costs \$1.20. Can B contains 16 ounces and costs \$1.44. Which is the better buy?

Solution

Find the price of canned peaches per ounce.

Can A

$$\$1.20 \div 12 = \$0.10$$

Can B

$$\$1.44 \div 16 = \$0.09$$

Can A sells for 10¢ per ounce, while can B sells for 9¢ per ounce. Can B is the better buy.



Find the best buy.

- 13.** Green Tea: Box A contains 8 tea bags and costs \$1.12. Box B contains 18 tea bags and costs \$1.98.
- 14.** Italian sausage: Package A is 3 pounds and costs \$5.34. Package B is 5 pounds and costs \$7.80.
- 15.** Cookies: Box A is 12 ounces and costs \$1.92. Box B is 18 ounces and costs \$3.42.
- 16.** Oranges: Bag A has 10 oranges and costs \$5.49. Bag B has 6 oranges and costs \$2.94.

Sometimes containers use different units of measure. The careful shopper must be able to convert purchases from one unit of measure to another in order to compare prices. Some common units of measure are shown below:

1 dozen (dz.)	=	12 items
1 pound (lb.)	=	16 ounces (oz.)
1 cup (c.)	=	8 ounces (oz.) or 8 fluid ounces (fl. oz.)
2 cups (c.)	=	1 pint (pt.)
2 pints (pts.)	=	1 quart (qt.)
4 quarts (qts.)	=	1 gallon (gal.)
1 quart (qt.)	=	32 fluid ounces (fl. oz.)

Example 4


A box of cereal contains 1 lb. 4 oz. of flakes. How many total ounces are in the box?

Solution

Since 1 lb = 16 oz., the box contains 16 oz. plus 4 oz.

$$\begin{array}{r} 16 \text{ oz.} \\ + 4 \text{ oz.} \\ \hline 20 \text{ oz.} \end{array}$$

The box contains 20 oz. of flakes.



Convert the following measurements.

17. 2 lb. 5 oz. = ? oz

18. 3 c. = ? fl. oz.

19. 2 qt. = ? pts.

20. 4 c. = ? oz.

21. 2 qt. = ? fl. oz.

22. 8 qts. = ? pts.

Example 5

Mr. Allen wants to buy a jar of grape jelly. Jar A contains 1 lb. 4 oz. and sells for \$2.20. Jar B contains 2 lbs. and sells for \$2.86. Which is the better buy?

Solution

Find the number of ounces in each jar.

Jar A

16 oz.

+ 4 oz.

20 oz.

Jar B

16 oz.

x 2

32 oz.

Find the price per ounce.

Jar A

$$\$2.20 \div 20 = \$0.11$$

Jar B

$$\$2.86 \div 32 = \$0.09$$

Jar A sells for 11¢ per ounce, while jar B sells for 9¢ per ounce. Jar B is the better buy.



Find the better buy.

23. Frozen yogurt: Package A is 1 qt. for \$1.89. Package B is 1 gal. for \$8.24.
24. Egg noodles: Package A is 12 oz. for \$0.89. Package B is 2 lbs. for \$2.56.
25. Pickles: Jar A is 1 pt. for \$1.90. Jar B is 1 qt. for \$3.49.
26. Eggs: Box A has 1 dz. for \$1.41. Box B has 2 dz. for \$3.00.
27. Kitty litter: Package A is 5 lbs. 4 oz. for \$5.89. Package B is 9 lbs. for \$7.59.

You have now learned how to find the cost per ounce, or cost per pound etc. of items in a store. These are examples of unit prices. It is very important to know the unit price of the items you are buying.

Grocery store items are sold by the ounce (for instance seasonings), pound (butter), quart (milk) etc. Even though you can now find the unit price of these items, few of us take calculators to the store. For this reason, many states now have unit pricing laws. The laws tell the stores that they must tell customers how much per unit each item costs. This helps customers to select the item that is the cheapest per unit. You will find the unit price for an item as part of the tag that tells you how much the item costs. For example, suppose your favorite brand of peanut butter is available in two sizes, one jar is 18 ounces for \$1.62 and another sized jar is 12 ounces for \$1.32. Each will have a tag below the shelf showing you the price for each one. On the left side of each tag, it will also tell you how much per unit (in this case it would be ounces). The tag showing the \$1.62 price will say the unit price per ounce is \$0.09 and the tag showing the price of the 12 ounce jar will show the \$1.32 price and to the left it will say the unit price is \$0.11.

These unit pricing rules allow the customers to help decide what is the best buy. It is, however, not the only consideration when making a purchase. The customer may still choose the smaller size for various reasons. Cheaper price is only one reason. The customer may not be able to use up the larger size of an item before it becomes stale or outdated.

Earlier we indicated that buying the larger size of an item will save you money. Generally, this is true but not always. Sometimes the larger size of an item has the same unit price. Customers should be very careful and always look at the unit price to see how much they would save before deciding to buy the larger size.



Practice Problems: Group II

Directions: Use a piece of scrap paper or any space available on these pages to work out the answers to these questions. Better yet, see if you can do them in your head – good practice for shopping.

A. Find the best buy.

Answer

1. Cheerios®: Box A contains 12 ounces and costs \$2.28.
Box B contains 20 ounces and costs \$3.99.

2. Potato chips: Bag A is 5 ounces and costs \$0.99.
Bag B is 11 ounces and costs \$1.79.

3. Coffee: Jar A is 9 ounces and costs \$6.39.
Jar B is 6 ounces and costs \$4.86.

4. Cleaner: Bottle A is 22 ounces and costs \$2.64.
Bottle B is 32 ounces and costs \$3.84.

B. Convert the following measurements.

Answer

1. 1 lb. 6 oz. = ? oz.

2. 3 qt. = ? pt.

3. 4 gal. = ? qt.

4. 3 c. = ? oz.

5. 2 qt. = ? fl. oz.

C. Find the best buy.

Answer


1. Eggs: Carton A has 1 dz. for \$1.68.
Carton B has 18 eggs for \$2.16.

2. Cream cheese: Package A is 6 oz. for \$1.59.
Package B is 1 pt. for \$2.00.

3. Milk: Carton A is 1 gal. for \$3.29.
Carton B is 1 qt. for \$1.25.

4. Hair spray: Bottle A is 12 fl. oz. for \$3.06.
Bottle B is 1 qt. for \$5.59.

5. Vinegar: Bottle A is 1 pt. for \$1.79.
Bottle B is 24 oz. for \$2.95.



Review

1. Locate and highlight the vocabulary words and their meanings in this lesson.
2. Write one new thing that you learned from this lesson or one question that you would like to ask your mentor.

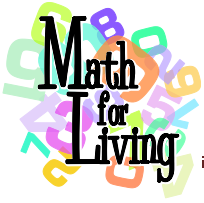
ANSWERS TO TRY IT

1. \$0.57	10. \$0.40	19. 4 pts.
2. \$1.59	11. \$0.50	20. 32 oz.
3. \$0.22	12. \$0.21	21. 64 fl. oz.
4. \$0.55	13. Box B	22. 16 pts.
5. \$0.70	14. Package B	23. Package A
6. \$2.25	15. Box A	24. Package A
7. \$0.68	16. Bag B	25. Jar B
8. \$0.30	17. 37 oz.	26. Box A
9. \$0.19	18. 24 fl. oz.	27. Package B

<p>Group I</p>	<p>Answers to Practice Problems</p>	<p>Group II</p>
<p>A. 1. \$.75 / can B. 1. \$.82 / box</p> <p>2. \$2.29 / box 2. \$.45 / jar</p> <p>3. \$.39 / lb. 3. \$.19 / can</p> <p>4. \$2.39 / pkg. 4. \$.30 / dz.</p> <p>5. \$1.68 / box 5. \$.62 / pkg.</p>	<p>A. 1. Box A</p> <p>2. Bag B</p> <p>3. Jar A</p> <p>4. Bottle A</p>	<p>B. 1. 22 oz.</p> <p>2. 6 pts.</p> <p>3. 16 qts.</p> <p>4. 24 oz.</p> <p>5. 64 fl. oz.</p> <p>C. 1. Carton B</p> <p>2. Pkg B</p> <p>3. Carton A</p> <p>4. Bottle B</p> <p>5. Bottle A</p>



End of Lesson



**Comparing Prices and
Finding the Best Buy
Pre-Assessment**

Date: _____

Name: _____

1. Does comparative shopping help you spend your money wisely?

Circle the correct answer.

Yes

No

2. Sometimes containers use different units of measurement. Which of the following is an example of a common unit of measure?

a. dozen

b. gallon

c. pound

d. all of the above

3. You know the cost per ounce, per gallon, or per pound when you know which of the following?

unit price

total cost

4. *Comparative shopping* means that you check the price of an item at more than one store.

True

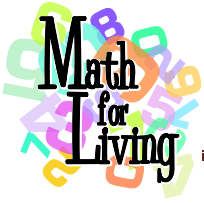
False

5. Should customers ignore the unit price?

Yes

No

Total Correct: _____



**Comparing Prices and
Finding the Best Buy**
Post-Assessment

Date: _____

Name: _____

1. Does comparative shopping help you spend your money wisely?

Circle the correct answer.

Yes

No

2. Sometimes containers use different units of measurement. Which of the following is an example of a common unit of measure?

- a. dozen
- b. gallon
- c. pound
- d. all of the above

3. You know the cost per ounce, per gallon, or per pound when you know which of the following?

unit price

total cost

4. *Comparative shopping* means that you check the price of an item at more than one store.

True

False

5. Should customers ignore the unit price?

Yes

No

Total Correct: _____

Why do you think items that come in a larger quantity usually cost less? (not scored) _____
